

## AE-WDSB-10DIM, AE-WDSC-10DIM

Touch dimmer switch 12V/36W, 24V/72W.

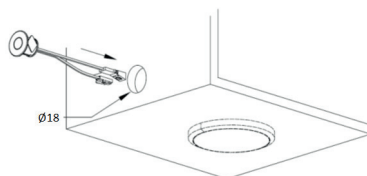
The dimmer is used to turn on or off and dim LED lighting fixture supplied with 12 V DC voltage. Short touch (0.5 second) turns smoothly off or on the light at set previously level, long touch (above 2 seconds) dims or brightens the light. The set level of luminance is remembered even after cutting off power supply to the switch.

### TECHNICAL DATA:

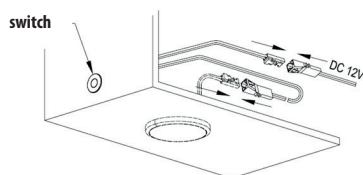
- Power supply: 12 V DC, 24 V DC
- Maximum load: 36W, 72W
- Cable length: 1000 mm
- Enclosure IP20
- Operating temperature: -20°C...+45°C

### HOW TO INSTALL:

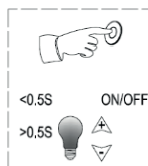
1. Install the switch in an opening of Ø18 mm.



2. Connect switch to transformer and light source.



### HOW IT WORKS:



Touch shortly (< 0.5 sec.) to turn the light source on or off.

Touch for a longer time (> 2 sec.) to dim or brighten the light source.

**GTV**  
LIGHTING

AE-WDSB-10DIM

AE-WDSC-10DIM

